

Experimental study of the properties of near-field and far-field jet noise

Sébastien Barré*, Vincent Fleury†, Christophe Bogey‡,
Christophe Bailly§ and Daniel Juvé¶

Laboratoire de Mécanique des Fluides et d'Acoustique

UMR CNRS 5509, Ecole Centrale de Lyon

69134 Ecully, France

The near and far pressure fields generated by round, isothermal and cold jets of diameter $D = 38$ mm with Mach numbers varying over the range $0.6 \leq M_j \leq 1.6$ are investigated experimentally, and characterized in terms of sound spectra and levels. Properties of near-field jet noise, obtained in particular at 7.5 diameters from the jet centerline, are documented. They differ appreciably from properties of far-field noise, and form a database that can be used for the validation of the acoustic fields determined by compressible Navier-Stokes computations. The near pressure fields originating from simulations can thus be directly compared, without resorting to extrapolation methods which might lead to uncertainties in the far pressure fields. In the present paper, sound sources localizations are also carried out from the near-field pressure signals. The experiments provide in addition far-field results evaluated at 52 diameters from the nozzle exit, in good agreement with the data of the literature. The classical dependence of jet noise features with the emission angle is observed. The level and frequency scalings of the pressure spectra obtained for subsonic jets in the sideline and downstream directions are also studied. For small radiation angles, the narrow-banded sound spectra measured are specially found to scale as the Strouhal number, whereas the one-third octave spectra seem to scale as the Helmholtz number, as previously shown by Zaman & Yu.¹

I. Introduction

Experiments and theoretical studies have led over the last fifty years to considerable progress in prediction and understanding of subsonic and supersonic jet noise.^{2,3} New perspectives are now offered by the methods of Computational AeroAcoustics (CAA), which have made significant advances over the last few years, reported in the recent review of Wang *et al.*⁴ and illustrated for instance by the jet simulations of the present authors.⁵⁻⁷ The computational results however appear to depend appreciably on several parameters such as the numerical algorithm, the inflow and boundary conditions, and the turbulence modelling. Careful validations have therefore to be performed to demonstrate that jet noise can be calculated with high fidelity. As a result there is still a need of unambiguous experimental data as pointed out by Viswanathan.⁸

An accurate description of near-field jet noise can be in particular useful for the validation of simulation results. Indeed in CAA, due to the computer limitations, only the near-field pressure is generally calculated directly. The far-field pressure is then classically obtained using extrapolation methods, which allow the radiated sound to be evaluated from quantities on an arbitrary control surface surrounding the acoustic sources. These methods are based on simplified sets of the flow motion equations, or on integral formulations as it is the case for the Kirchhoff method and for the porous Ffowcs-Williams Hawkins equations, see the review of Lyrantzis.⁹ For the prediction of jet noise, they have been for instance applied by Rahier *et al.*,¹⁰

*PhD Student, sebastien.barre@ec-lyon.fr

†PhD Student, vincent.fleury@ec-lyon.fr

‡CNRS Research Scientist, christophe.bogey@ec-lyon.fr

§Professor at Ecole Centrale de Lyon, Senior Member AIAA, christophe.bailly@ec-lyon.fr

¶Professor at Ecole Centrale de Lyon, Senior Member AIAA, daniel.juve@ec-lyon.fr

Uzun *et al.*,¹¹ Andersson *et al.*¹² and Barré *et al.*⁷ The sound field predicted in this way is unfortunately likely to depend on the type of method and the position of the control surface, as shown, among others, by Brentner & Farassat,¹³ Rahier *et al.*,¹⁰ and Gloerfelt *et al.*¹⁴ Refraction effects outside the control surface might also be neglected.⁹ To avoid the uncertainties resulting from these extrapolation methods, an alternative is to compare directly the near-field numerical results with corresponding experimental data. Such near-field data can also enable to display features of jet noise, and give informations on the sound sources. Illustrations are provided in Yu & Dosanjh¹⁵ and Troutt & McLaughlin¹⁶ for supersonic jets, and in Zaman¹⁷ and Ukeiley & Ponton¹⁸ for subsonic jets. From near-field data, noise source localization can in addition be carried out, as in Narayanan *et al.*¹⁹ Regarding aerodynamic features, pressure signals estimated in the vicinity of jets can get an insight into the large-scale structures of the turbulent flow, as discussed in Arndt *et al.*²⁰ and in Coiffet *et al.*²¹

To identify jet noise components undoubtedly, far-field measurements are however required. With this aim in view, it is interesting to consider the variations of the far pressure field with the polar angle or with the Mach number.^{2,3} The scaling laws of jet noise spectra are however still a matter of debate. This is particularly the case for the scaling of the frequency peaks obtained in the downstream direction for subsonic jets. Using one-third octaves in Lush,²² Ahuja & Bushell²³ and Tanna,²⁴ the noise spectra at small radiation angles seem to scale as the Helmholtz number $Hm = fD/c_\infty$ (f is the frequency, D the jet diameter and c_∞ the ambient speed of sound). Zaman & Yu¹ demonstrated later that this Helmholtz scaling is an artifact of the use of one-third octaves, resulting in a shift of the peak frequency. Using narrow bands, the experimental data and findings are however confusing. The spectra indeed appear to scale as the Strouhal number $St = fD/U_j$ in Mollo-Christensen *et al.*,²⁵ as the Helmholtz number in Gaeta & Ahuja,²⁶ and as the Helmholtz number times a Doppler factor, *i.e.* with $Hm \times (1 - M_c \cos \theta)$ in Zaman & Yu¹ (U_j is the jet velocity, M_c a convection Mach number, θ the polar angle with respect to the jet direction). This point should have to be clarified in order to strengthen the identification and modelling of jet noise components, performed for instance in Tam *et al.*²⁷ and Goldstein & Leib.²⁸

In the present work, experiments are carried out in the anechoic wind tunnel of the Centre Acoustique at Ecole Centrale de Lyon, in order to characterize the near and far pressure fields for isothermal and cold jets at Mach numbers over the range $0.6 \leq M_j \leq 1.6$. The jet diameter is $D = 38$ mm, yielding Reynolds numbers $Re_D \geq 5 \times 10^5$. The objective is twofold. The first one is to complement the near-field jet noise data available in the literature, and to provide a database for the validation of the acoustic results provided by unsteady compressible simulations. The second one is to shed light on some features of jet acoustic radiations with the aim of better understanding and modelling jet noise. Spectral properties of jet noise will be described in near field between $r = 7.5D$ and $r = 20D$ from the jet centerline, and in far field at a distance of $52D$ from the nozzle exit. The results will be compared to experimental data of the literature when it is possible. Sound sources localizations will be carried out from the near-field pressure signals. The level and frequency scalings of the far-field pressure spectra obtained for subsonic jets in the sideline and downstream directions will be also investigated.

The paper is organized as follows. In section II, the experimental set-up and instrumentation are presented, and the parameters of the jets investigated are defined. The properties obtained for the near pressure field and for the far pressure field are shown in section III. Concluding remarks are finally drawn in section IV.

II. Experimental set-up and jet specifications

A. Experimental set-up

The present experiments are carried out in the high-speed anechoic wind tunnel ($10.3 \times 8 \times 7.6$ m³, cut-off frequency of 100 Hz) of the Centre Acoustique located at Ecole Centrale de Lyon.²⁹ An airflow facility designed to provide continuous subsonic and supersonic jets³⁰ is used. The air supply system is composed of a screw compressor of power 350 kW with a mass flow rate of $Q = 1$ kg.s⁻¹, of an air dryer (power 12 kW) and of a set of resistances of total power 64 kW providing a stagnation temperature up to $T_t = 500$ K. A nozzle of exit diameter $D = 38$ mm is mounted on the converging section of the cylindrical settling chamber. This nozzle leads to an area contraction of about 7/1. Low levels of velocity fluctuations are observed on the centerline at the nozzle exit, and the jet Mach number varies by less than 3% during the experiments. Jets compensated in temperature, yielding $T_j = T_\infty$, at Mach numbers $M_j = U_j/c_\infty$ over the range $0.6 - 1.1$ are investigated (T_j and U_j are the jet exit temperature and velocity, T_∞ and c_∞ are the ambient temperature and speed of sound). A cold jet at $M_j = 1.6$ is also considered. The jet Reynolds numbers $Re_D = U_j D/\nu$,

where ν is the kinematic molecular viscosity, are thus between 5.3×10^5 and 2×10^6 . For such Reynolds numbers, according to the works of Zaman,³¹ these jets can be expected to be initially turbulent. Finally note that for the isothermal jets, the flow Mach number is also the acoustic Mach number.

B. Near-field measurements

Near-field measurements are performed for three isothermal jets at Mach numbers $M_j = 0.6, 0.9$ and 1.1 , and for a cold jet at $M_j = 1.6$, as reported in table 1. The pressure field is investigated using a linear array of 12 microphones 1/4" BK spaced every diameter D , and mounted at grazing incidence in order to minimize the influence of the microphone directivity, as illustrated in figure 1. The microphone boom is wrapped with acoustic lining in order to minimize reflections, and the protection grid of the microphones is removed. In this way, pressure signals are recorded along lines parallel to the jet axis, at the radial positions $r = 7.5D, 10D, 15D$ and $20D$. At $r = 7.5D$ and $10D$, the lines extend from $x = 0$ up to $x = 23D$ for the subsonic jets, but from $x = -12D$ up to $x = 23D$ for the supersonic jets. At $r = 15D$ and $20D$, they start at $x = 0$ and end at $x = 35D$ for the four jets. The acoustic data are acquired with a Hewlett-Packard 35652B set in a Paragon multi-channel spectrum analyser, with a frequency resolution of 3 Hz. Power Spectral Density (PSD) is estimated over the frequency range 3 Hz - 77 kHz using 450 samples.

Table 1. Characteristics of the jets considered for the investigation of near-field jet noise.

M_j	T_∞ (K)	T_j (K)	P_j (bar)	U_j (m.s ⁻¹)	Re_D
0.6	282	282	0.987	202	5.3×10^5
0.9	283	283	0.980	304	7.9×10^5
1.1	282	282	0.987	370	9.7×10^5
1.6	282	220	0.986	473	1.9×10^6



Figure 1. Experimental set-up used for the investigation of near-field jet noise.

C. Far-field measurements

Far-field measurements are done for five isothermal jets at Mach numbers $M_j = 0.6, 0.75, 0.9, 0.98$ and 1.1 , and for a cold jet at $M_j = 1.6$. Nominal parameters of the jets are provided in table 2. The pressure field is studied using a one-fourth inch (Bruel & Kjaer 4939, with BK 2804 Power Supply) microphone located on an arc of radius 2 m, or $52.6D$, centered at the nozzle exit, which is shown in figure 2. The properties of the radiated noise are obtained for polar angles between $\theta = 10^\circ$ and $\theta = 150^\circ$ with respect to the jet direction. As previously for the near-field experiments, the microphone boom is wrapped with acoustic lining, and the protection grid of the microphone is removed. The acoustic data are acquired with a Hewlett-Packard 35652B set in a Paragon multi-channel spectrum analyser, with a frequency resolution of

3 Hz. Power Spectral Density (PSD) is estimated over the frequency range 3 Hz - 77 kHz using 400 samples, and is corrected from the effects of the atmospheric absorption of sound.^{32,33}

Table 2. Characteristics of the jets considered for the investigation of far-field jet noise.

M_j	T_∞ (K)	T_j (K)	P_j (bar)	U_j (m.s ⁻¹)	Re_D
0.6	284	284	0.964	203	5.3×10^5
0.75	282	282	0.966	252	6.6×10^5
0.9	286	286	0.971	306	7.8×10^5
0.98	282	282	0.967	330	8.7×10^5
1.1	282	282	0.985	370	9.7×10^5
1.6	281	220	0.983	478	2.0×10^6




Figure 2. Experimental set-up used for the investigation of far-field jet noise.

III. Results

A. Near-field jet noise

To illustrate the near-field measurements, the pressure levels obtained for the jet at $M_j = 0.9$ are represented in figure 3 using iso-contours over the whole study region. The radiation patterns compare well with experimental data, provided for instance by Zaman¹⁷ and by Ukeiley & Ponton,¹⁸ for subsonic sound jets. The overall sound levels of figure 3(a) indicate in particular that the jet radiates noise preferentially in the downstream direction, at small polar angles with respect to the jet axis. To display the influence of frequency on the radiation directivity, the sound levels filtered at Strouhal numbers $St = fD/U_j = 0.2, 0.5$, and 1 are presented in figures 3(b), 3(b) and 3(c), respectively (f is the frequency). The levels are the highest at $St = 0.2$ and appear to decrease with the Strouhal number, in agreement with the classical properties of jet noise. The well-known variations of the jet directivity with the frequency are also observed: with increasing Strouhal number, the dominant angle of radiation is larger, and the noise sources move towards the upstream direction, closer to the jet nozzle.

The overall sound pressure levels obtained along the line $r = 7.5D$ are plotted in figure 4(a) over $0 \leq x \leq 20D$ for the subsonic jets, and in figure 4(b) over $-10D \leq x \leq 20D$ for the supersonic jets. Such sound levels, just outside the jet flow, may be particularly useful for the validation of numerical results, because the line $r = 7.5D$ can usually be included in the computational domain of Navier-Stokes simulations using current computational resources. They have been for instance compared recently in Barré *et al.*⁷ to the noise levels evaluated directly by compressible Large-Eddy Simulations for isothermal jets at $M_j = 0.9$ with turbulent and laminar nozzle-exit conditions. In this way, the additional noise generated by jets with initially laminar conditions have been clearly exhibited. In figure 4, in agreement with classical jet noise

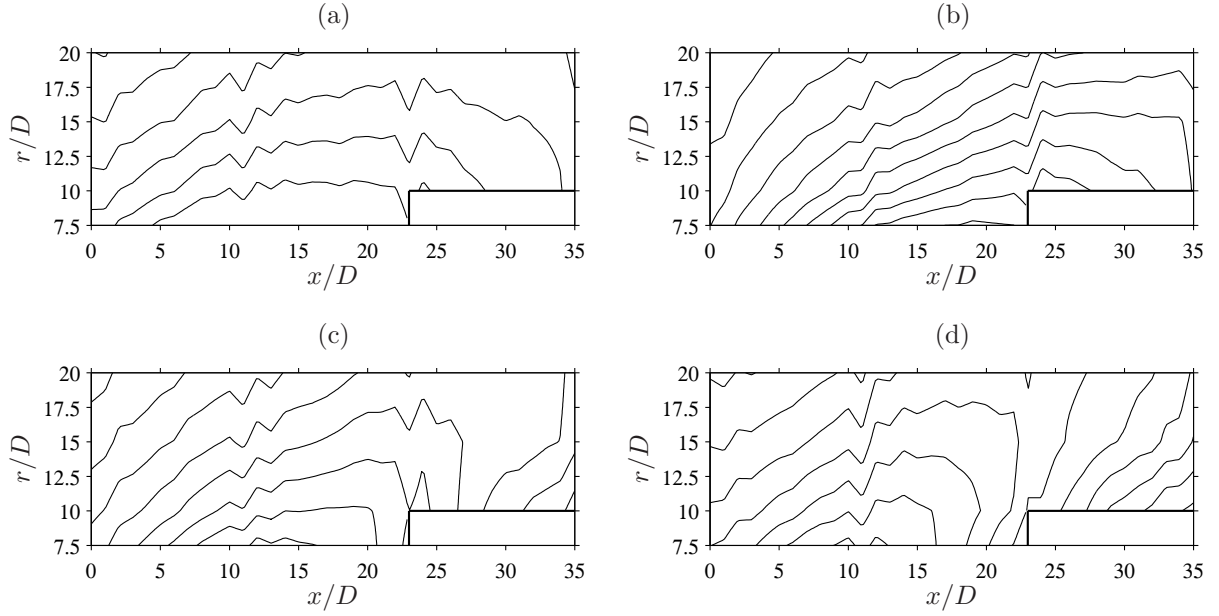


Figure 3. Near-field sound pressure levels obtained for the jet at $M_j = 0.9$. Contours represented every 2 dB of: (a) overall sound pressure levels, from 109 dB up to 119 dB; (b) levels filtered at Strouhal number $St = 0.2$, from 68 dB up to 86 dB; (c) levels filtered at $St = 0.5$, from 67 dB up to 81 dB; (d) levels filtered at $St = 1$, from 60 dB up to 78 dB.

features, the sound levels increase with the jet velocity, and they are higher for large x/D , except for the jet at $M_j = 1.1$. For this supersonic jet indeed, two lobes seem to be observed, one in the direction perpendicular to the jet nozzle, near $x = 0$, and another in the upstream direction for $x \leq -5D$. This behaviour strongly suggests the generation of screech tones within the jet.^{2,34}

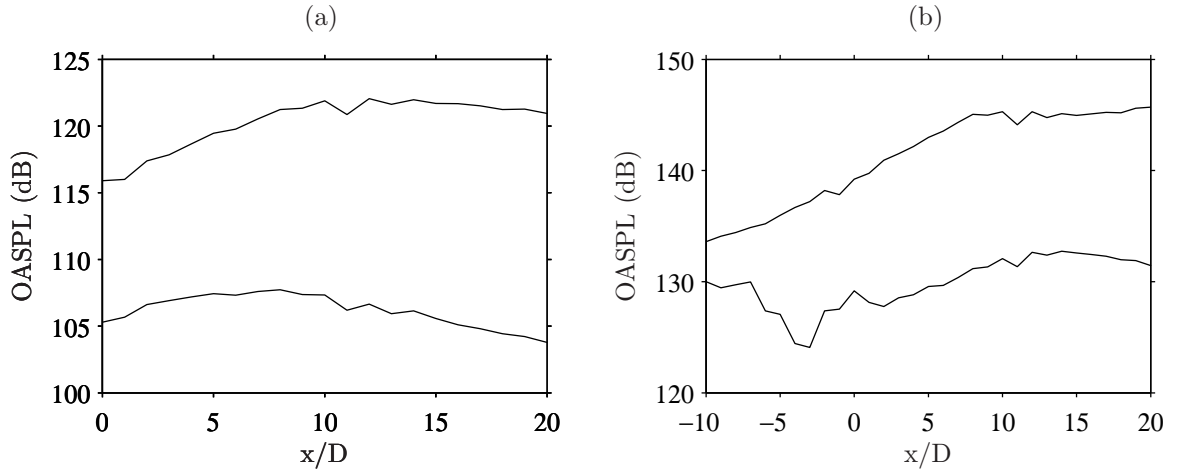


Figure 4. Overall sound pressure levels obtained along the line $r = 7.5D$: (a) for the subsonic jets at Mach numbers $M_j = 0.6$ and 0.9 (from bottom to top), (b) for the supersonic jets at $M_j = 1.1$ and 1.6 (from bottom to top).

The spectral properties of near-field noise are now investigated. The pressure spectra measured at the axial locations $x = 0, 5D, 10D, 15D$, and $20D$ along the line $r = 7.5D$ are thus presented in figure 5 for the four jets considered, as functions of the Strouhal number, for $0.05 \leq St \leq 6.4$. The modifications of the shape of the spectra with the axial position x/D are significant. They are expected to be connected with the variations of subsonic and supersonic jet noise with the radiation angles.^{2,3}

For the subsonic jets in figures 5(a) and 5(b), as the axial position increases, the pressure levels are higher, and the spectra display narrower shapes with frequency peaks at lower Strouhal numbers. These

changes are clearly illustrated by the black and cyan curves obtained respectively at $x = 0$ and at $x = 20D$. Remark for instance that for the $M_j = 0.9$ jet, the maximum sound levels are observed at $St = 0.7$ at $x = 0$, but at $St = 0.13$ at $x = 20D$. The contribution of aerodynamic pressure is visible in the near-field spectra, specially at the downstream locations $x = 15D$ and $x = 20D$. The aerodynamic and acoustic components seem however well distinct in terms of frequency. The separating Strouhal numbers appear around $St = 0.08$ for the $M_j = 0.6$ jet, and around $St = 0.05$ for the $M_j = 0.9$ jet, which is similar with the experimental observations of Arndt *et al.*²⁰ who noticed that the near-field pressure fluctuations are acoustic for wave numbers $kr > 2.0$, yielding, at $r = 7.5D$, $St > 0.071$ for the Mach 0.6 jet and $St > 0.047$ for the Mach 0.9 jet. Note in addition that the sound levels presented above have been calculated by integrating only the acoustical part of the pressure spectra.

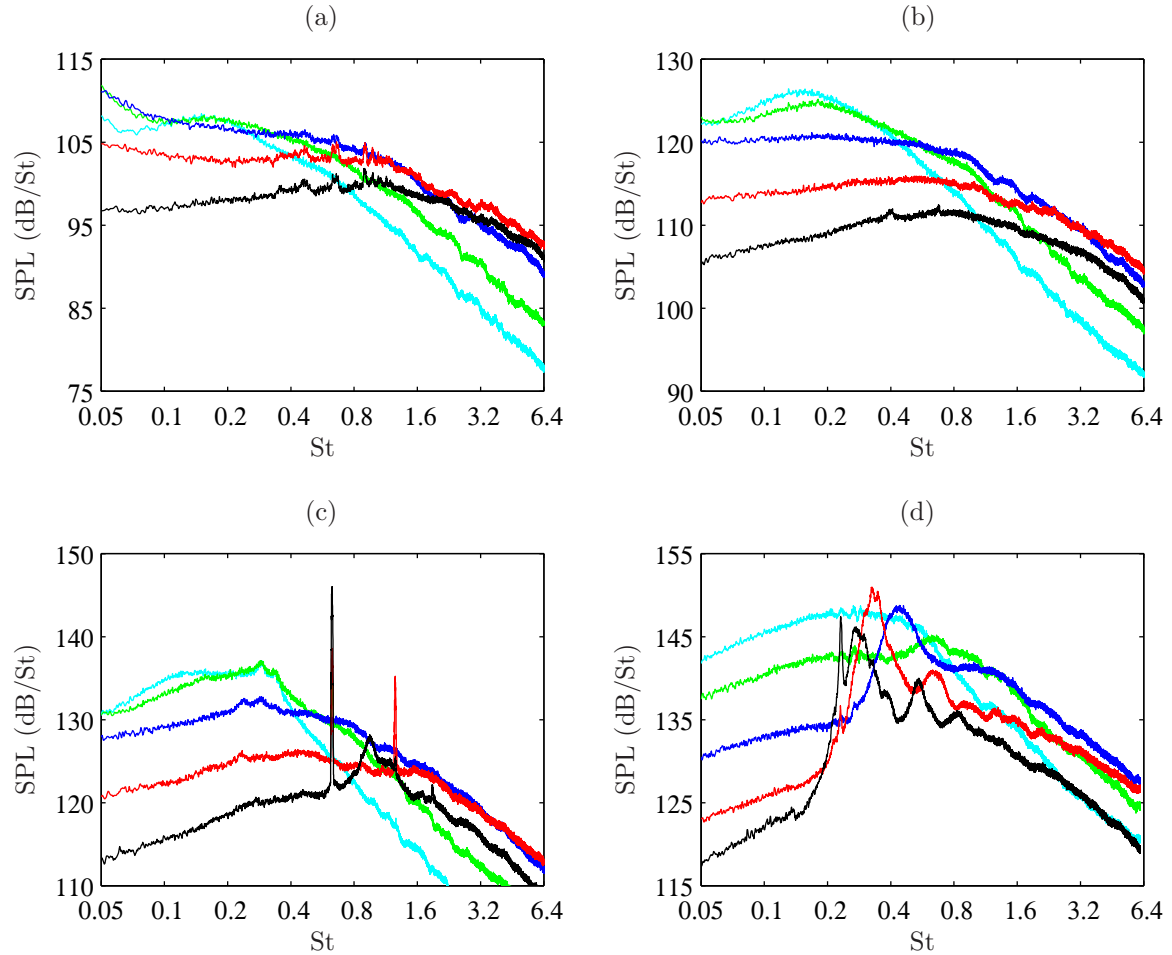


Figure 5. Sound pressure spectra obtained along the line $r = 7.5D$ at: — $x = 0$, — $x = 5D$, — $x = 10D$, — $x = 15D$, and — $x = 20D$. Jets at Mach numbers: (a) $M_j = 0.6$, (b) $M_j = 0.9$, (c) $M_j = 1.1$, and (d) $M_j = 1.6$.

In the spectra of the supersonic jets in figures 5(c) and 5(d), discrete screech tones emerge, especially for $x \leq 5D$. The Strouhal numbers of the fundamental tones are equal to $St = 0.63$ at $M_j = 1.1$, and $St = 0.23$ at $M_j = 1.6$, which agrees well with the predictions of Tam's model,² providing $St = 0.66$ and $St = 0.20$. Properties of far-field screech radiation³⁴ are also observed in the present near-field spectra. The first harmonic is for instance particularly significant at $x = 5D$ perpendicular to the jet flow, whereas the fundamental screech tone is the highest more upstream at $x = 0$. The screech radiation is also stronger in the $M_j = 1.1$ jet than in the $M_j = 1.6$ jet. In the latter case, significant components of broadband shock-associated noise are observed for frequencies just higher than the fundamental screech tone.

The pressure spectra obtained in the direction perpendicular to the jet nozzle exit, at $x = 0$ and $r = 7.5D$, are specifically presented in figure 6 for the four jets. Screech tones and broadband shock-associated noise

are in particular well distinguishable in the supersonic jets.

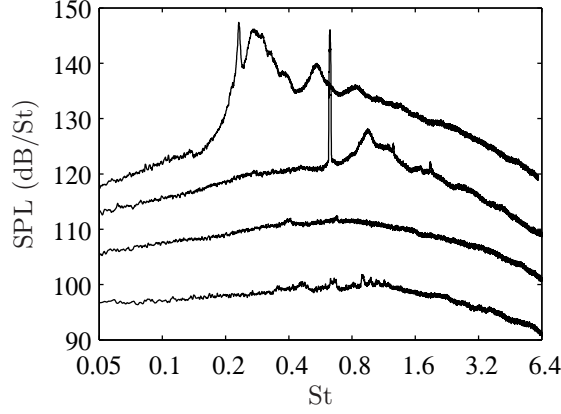


Figure 6. Sound pressure spectra obtained at $x = 0$ and $r = 7.5D$ for the jets at Mach numbers $M_j = 0.6$, 0.9 , 1.1 and 1.6 , from bottom to top.

The variations with the radial distance of the spectra obtained for the Mach 0.9 jet at $x = 0$ in the direction perpendicular to the nozzle exit are shown in figure 7, where the pressure spectra are plotted for radial positions ranging from $r = 7.5D$ up to $r = 52D$. For larger radial distances from the jet, the frequency peaks move towards lower Strouhal numbers, from $St = 0.7$ at $r = 7.5D$ down to $St = 0.3$ in far-field at $r = 52D$. As expected, properties of near-field noise are appreciably different from properties of far-field noise, which supports the need of accurate near-field measurements for the validation of direct simulation results.

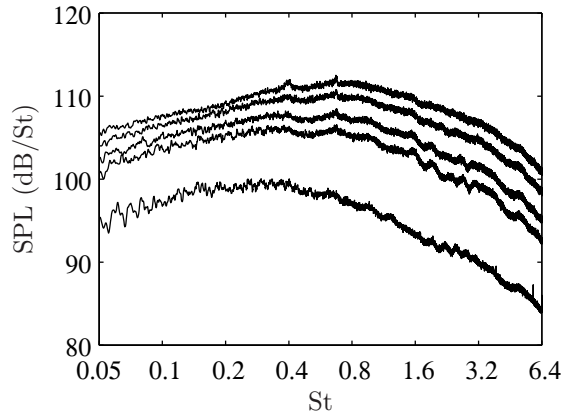


Figure 7. Sound pressure spectra obtained for the jet at $M_j = 0.9$, at $x = 0$ and, from top to bottom: $r = 7.5D$, $r = 10D$, $r = 15D$, $r = 20D$ and $r = 52D$.

The near-field pressure signals can be used for source localization along the jet axis. Among the number of source localization methods, described for instance in the review of Elias,³⁵ the method implemented by Zoppellari and Juvé^{30,36} was chosen. Based on a microphone array located in the near field, it consists of calculating the theoretical source distribution along the jet axis which provides the cross-spectrum matrix closest to the matrix measured between the sensors of the array. In the present work, sound source localization is carried out in the subsonic jet at $M_j = 0.9$, using an array of 12 microphones located between $x = 0$ and $x = 11D$ along the line $r = 7.5D$. The source distribution pattern obtained is presented in figure 8(a) as a function of the Strouhal number. The trends typically observed for the mixing noise in subsonic cold jets, see for example in Narayanan *et al.*,¹⁹ are found: high-frequency sources, associated with small turbulent structures, are located near the nozzle exit, whereas low-frequency sources are located far downstream. Secondary sources also appear for high frequencies far downstream but they are due to spatial aliasing. Finally, the variations of the location of the noise source maximum with the Strouhal number are shown in

figure 8(b). The noise radiated at Strouhal numbers St around 0.25, *i.e.* at frequencies corresponding to the dominant components in subsonic jet noise, classically appears to be generated near the end of the potential core,³⁷ around $x = 6D$, whereas the noise at higher Strouhal numbers originates in the vicinity of the nozzle, presumably in the developing shear layers.

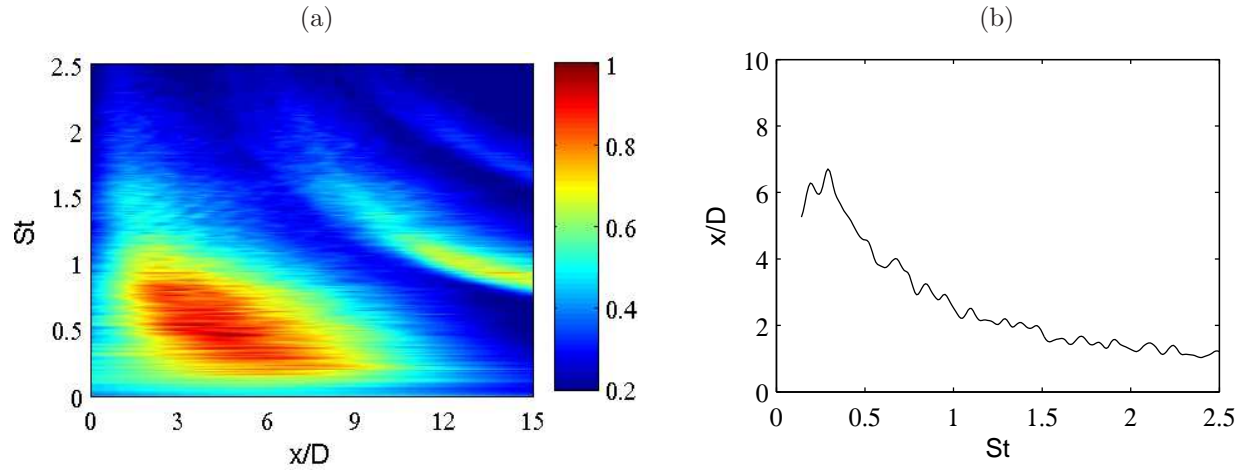


Figure 8. Localisation of sound sources in the jet at $M_j = 0.9$ using an array of 12 microphones located between $x = 0$ and $x = 11D$ along the line $r = 7.5D$: (a) normalized intensity of acoustic sources along the jet axis and (b) location of the intensity maximum, as a function of the Strouhal number St .

B. Far-field jet noise

The overall sound pressure levels evaluated in far-field for the different jets of table 2 are presented in figure 9(a), as functions of the polar angle with respect to the jet axis. In accordance with classical jet noise characteristics, the jets radiate predominantly in the downstream direction, with level peaks for about $\theta = 25^\circ$. For $\theta < 25^\circ$, effects of refraction of sound waves by the flows are visible, whereas for $\theta > 25^\circ$, the levels decrease monotonically with the angle, except for the jet at $M_j = 1.1$. An increase of the sound levels in the upstream direction is indeed observed for this supersonic jet, which indicates the presence of high-magnitude screech tones. For the validation of the present far-field measurements, the sound levels obtained for the Mach number $M_j = 0.9$ jet are compared in figure 9(b) to the corresponding experimental data of the literature.^{22, 24, 25, 38, 39, 41–43} A very good agreement is observed.

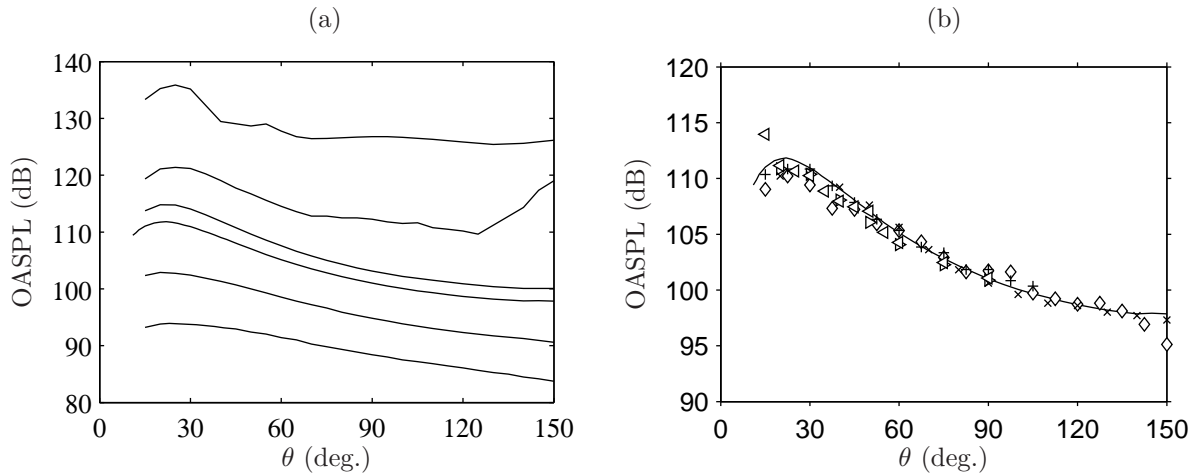


Figure 9. Directivity of overall sound pressure levels obtained at $52D$ from the jet nozzle. (a) For the present jets at Mach numbers $M_j = 0.6, 0.75, 0.9, 0.98, 1.1$ and 1.6 , from bottom to top. (b) For jets at $M_j = 0.9$: — present measurements, + Lush,^{22, 38} \diamond Tanna,^{24, 39} \triangleright Mollo-Christensen *et al.*,²⁵ \triangleleft Seiner *et al.*,^{41, 42} \times SAE norm.⁴³

The overall acoustic powers obtained for the jets are represented in figure 10 as a function of the Mach number M_j . These quantities are obtained by integrating the jet directivities, and are corrected to a jet area of 1 m^2 . The present results compare successfully with the experimental data of the literature. For the subsonic jets in particular, the variation of the power following the Lighthill U_j^8 law is found.

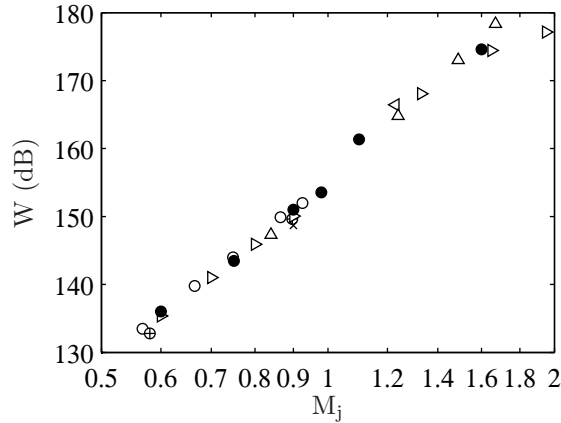


Figure 10. Overall acoustic power as a function of Mach number M_j , normalized for a jet area of 1 m^2 : ● present measurements, ◁ Yu & Dosanjh,¹⁵ ○ Lush,^{22,38} ▷ Tanna,^{24,39} × Stromberg *et al.*,⁴⁰ △ Seiner *et al.*^{41,42}

As a final validation of the present measurements, the sound pressure spectra obtained at $\theta = 30^\circ$ and $\theta = 90^\circ$ for the $M_j = 0.9$ jet are reported in figures 11(a) and 11(b). At $\theta = 30^\circ$, the spectrum displays a well-marked peak at Strouhal number $St = 0.16$, whereas at $\theta = 90^\circ$ the spectrum is more broadband with a peak for a higher Strouhal number of $St = 0.3$. These modifications of the spectrum shape with the emission angle are usually connected to the two components of subsonic jet noise.^{6,25,27} The present narrow-band spectra are also shown to be in good agreement with corresponding spectra of Tanna³⁹ and Jordan *et al.*⁴⁴ The high-frequency components in Tanna's spectrum at $\theta = 90^\circ$ are visibly overestimated, as it was recently mentioned by Viswanathan.⁴⁵

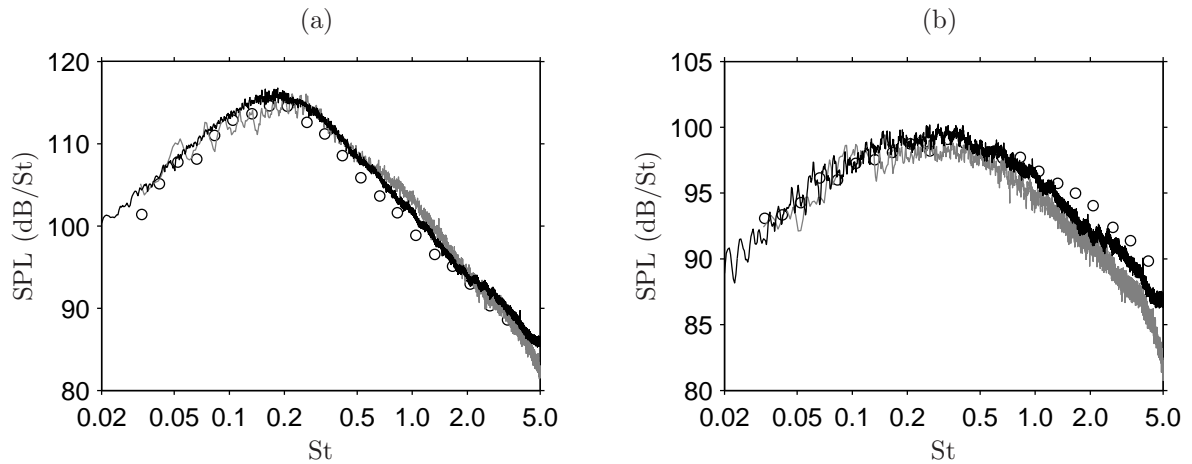


Figure 11. Sound pressure spectra obtained at $52D$ from the jet nozzle, (a) at $\theta = 30^\circ$ and (b) at $\theta = 90^\circ$, for jets at $M_j = 0.9$: — present measurements, ○ Tanna,³⁹ — Jordan *et al.*⁴⁴

The pressure spectra are checked at different radiation angles. The spectra obtained for the jets at Mach numbers $M_j = 0.6, 0.9, 1.1$ and 1.6 are thus represented in figure 12, for polar angles between $\theta = 25^\circ$ and 90° for the subsonic jets, and between $\theta = 25^\circ$ and 140° for the supersonic jets. The trends exhibited as the emission angle varies are the same as those exhibited by far-field experimental data of the literature.^{2,3,25} The variations of the spectral properties for the subsonic jets are shown in figures 12(a) and 12(b). They are described just above within the comments of the spectra of the Mach 0.9 jet of figure 11. The spectra

for the supersonic jets are given in figures 12(c) and 12(d). Similar behaviours are observed with respect to the near-field results of figure 5: screech tones emerge and shock-associated noise appears, especially in the upstream direction at $\theta = 140^\circ$ (magenta curves). The screech tones are also stronger for the Mach 1.1 jet, whereas shock-associated noise is particularly important for the Mach 1.6 jet.

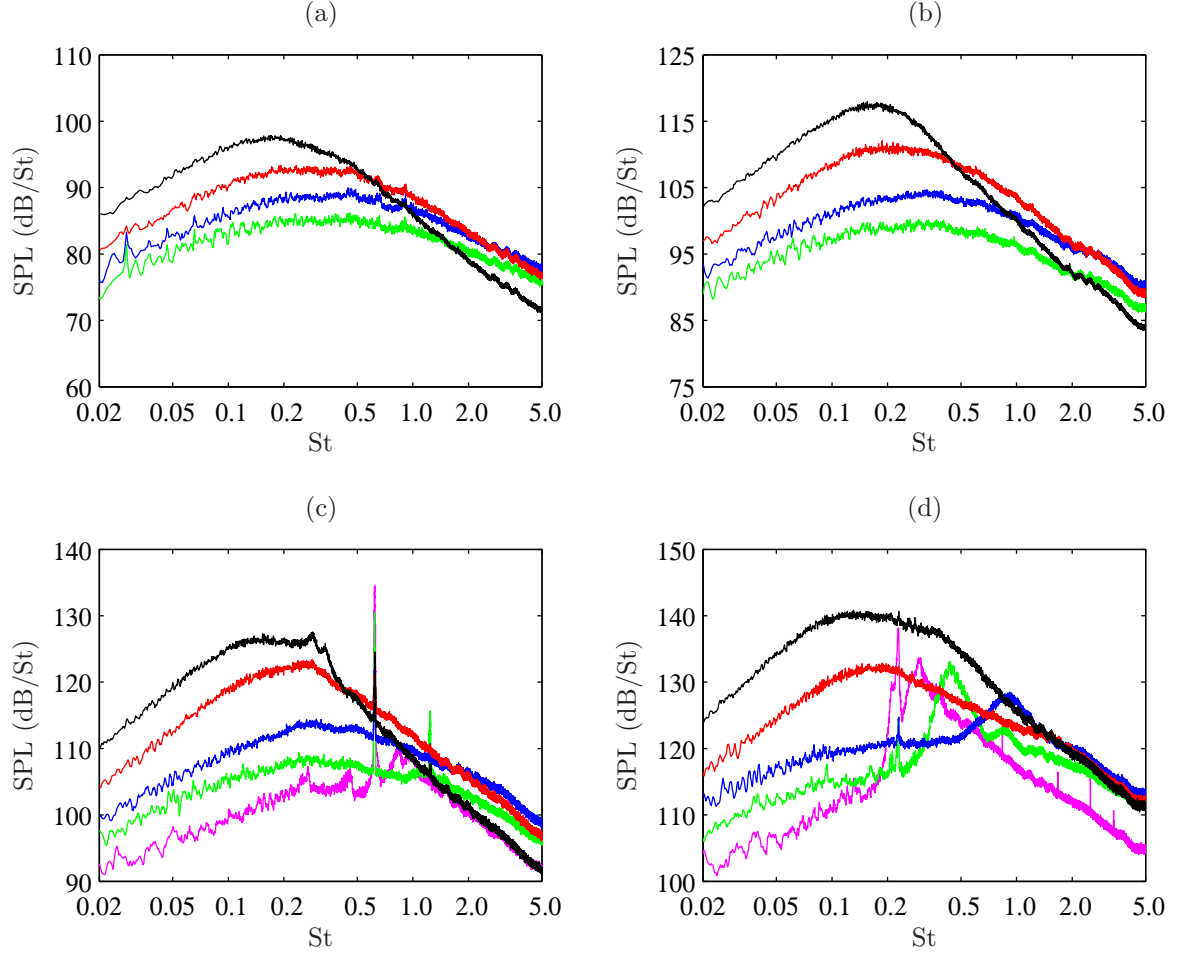


Figure 12. Sound pressure spectra obtained at $52D$ from the jet nozzle, — at $\theta = 25^\circ$, — at $\theta = 40^\circ$, — at $\theta = 60^\circ$, — at $\theta = 90^\circ$, and — at $\theta = 140^\circ$. Jets at Mach numbers: (a) $M_j = 0.6$, (b) $M_j = 0.9$, (c) $M_j = 1.1$, and (d) $M_j = 1.6$.

The scaling of the levels of the far-field sound spectra with the jet velocity is now investigated for the subsonic isothermal jets. To deal with the two components of jet noise, the pressure spectra obtained at $\theta = 25^\circ$ and at $\theta = 90^\circ$ for the jets at $M_j = 0.6, 0.75, 0.9$ and 0.98 are represented in figures 13(a) and 13(b), with peaks that are collapsed using appropriate level scalings. The best results are observed using a $(U_j/c_\infty)^{11}$ scaling at $\theta = 25^\circ$, and a $(U_j/c_\infty)^{7.5}$ scaling at $\theta = 90^\circ$. Similar variations of the velocity exponent with the emission angle have been found in former experimental^{1,27} and numerical⁶ studies. In these works, the peak levels at $\theta = 90^\circ$ scale in particular also as $(U_j/c_\infty)^{7.5}$.

The pressure spectra at $\theta = 25^\circ$ and at $\theta = 90^\circ$ for the four subsonic jets are represented in figures 14(a) and 14(b) with the aim of fitting their high-frequency parts. When they are plotted using a level scaling in $(U_j/c_\infty)^7$, the spectra at both angles appear to collapse for Strouhal numbers $St \geq 1$. In the downstream and sideline directions, the same velocity exponent is therefore found for the high-frequency components of the radiated noise, and this exponent is different from those obtained for the peaks. Note that an identical result was noticed by Bogey *et al.*⁶ for sound spectra provided by compressible Large-Eddy Simulations for subsonic jets at high Reynolds numbers. The spectra obtained in the downstream direction were indeed also found to collapse successfully for Strouhal numbers $St \geq 0.8$ using a $(U_j/c_\infty)^7$ scaling.

In figure 13, the peak frequencies obtained at $\theta = 25^\circ$ and at $\theta = 90^\circ$ for subsonic jets visibly scale as

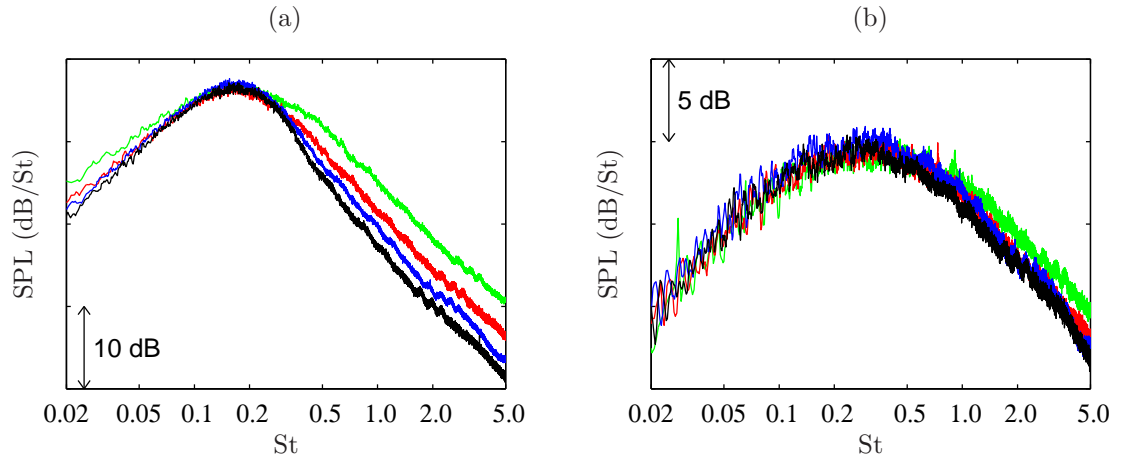


Figure 13. Sound pressure spectra obtained at $52D$ from the jet nozzle, for the jets: — at $M_j = 0.6$, — $M_j = 0.75$, — $M_j = 0.9$ and — $M_j = 0.98$; (a) at $\theta = 25^\circ$ using a $(U_j/c_\infty)^{11}$ scaling, (b) at $\theta = 90^\circ$ using a $(U_j/c_\infty)^{7.5}$ scaling.

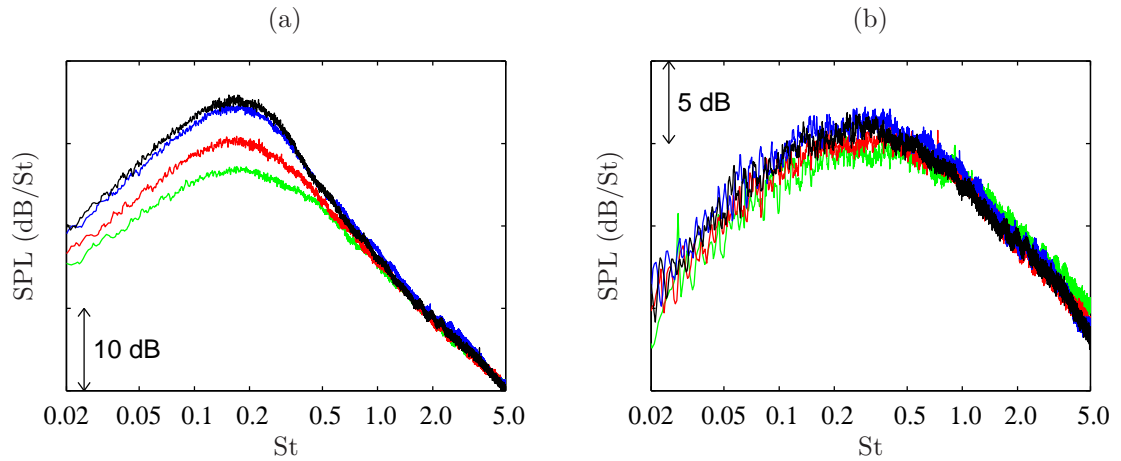


Figure 14. Sound pressure spectra obtained at $52D$ from the jet nozzle, for the jets: — at $M_j = 0.6$, — $M_j = 0.75$, — $M_j = 0.9$ and — $M_j = 0.98$; (a) at $\theta = 25^\circ$ and (b) $\theta = 90^\circ$, using a $(U_j/c_\infty)^7$ scaling.

the Strouhal number. Strouhal number scaling is well established for the angle of 90° , in particular by the results of various experiments,^{1,22–25} but it is more confused for small angles of radiation. The frequency scaling of the noise spectra is therefore now discussed using the present far-field data at $\theta = 25^\circ$. Strouhal and Helmholtz number scalings are tested for narrow-banded and one-third octave spectra.

The narrow-banded pressure spectra obtained for the subsonic jets at $\theta = 25^\circ$ are plotted as functions of the Strouhal number in figure 15(1.a), and as functions of the Helmholtz number in figure 15(1.b). As already shown in figure 13(a), the peak frequencies are seen to be associated with a constant Strouhal number, in agreement for instance with measurements²⁵ or numerical results.⁶ The Helmholtz scaling appears therefore unappropriate.

The spectra are now represented using one-third octaves as functions of the Strouhal number in figure 15(2.a), and as functions of the Helmholtz number in figure 15(2.b). In this case, the spectra seem to scale as the Helmholtz number, as in reference experiments based on one-third octaves.^{22–24} As previously noted by Zaman & Yu,¹ noise spectra obtained in the downstream direction exhibit equally well Strouhal scaling when narrow bands are used, and Helmholtz scaling when one-third octaves are considered. This artifact of the use of one-third octaves has to be kept in mind when features of the component responsible for the downstream jet noise are studied. The generation mechanism involved is indeed related to the jet velocity, contrary to what the Helmholtz scaling would imply.

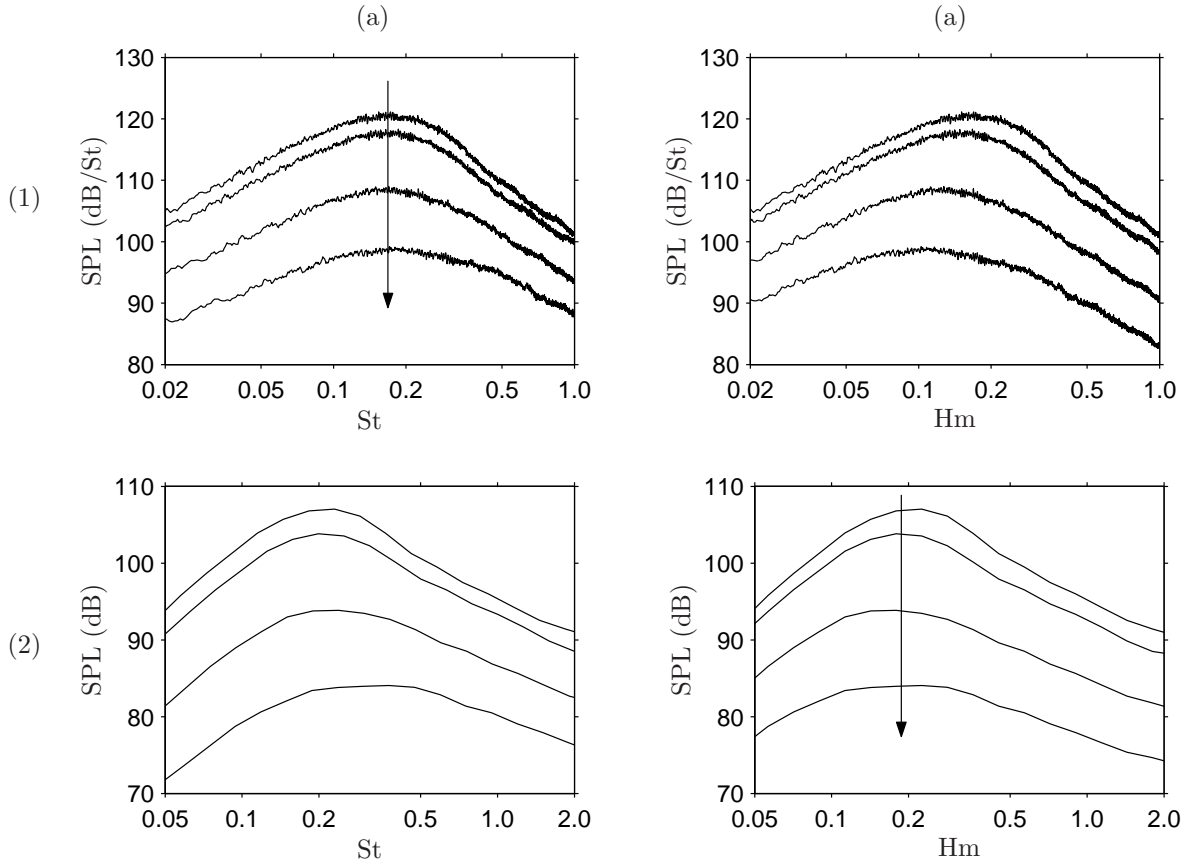


Figure 15. Sound pressure spectra obtained at $52D$ from the jet nozzle, at the angle of $\theta = 25^\circ$ relative to the jet direction, for the jets at $M_j = 0.6, 0.75, 0.9$ and 0.98 , from bottom to top. Representation: (1) in narrowband, (2) in 1/3-octave band; as a function of: (a) Strouhal number $St = fD/U_j$, (b) Helmholtz number $Hm = fD/c_\infty$.

IV. Conclusion

The present paper reports characteristics of the noise radiated by cold and isothermal, high-speed round jets, obtained experimentally at the Centre Acoustique of Ecole Centrale de Lyon. It was motivated by the need

of accurate and unambiguous experimental data for the validation of jet noise prediction methods, especially of numerical simulation results, and for the modelling of jet noise sound sources. It hopefully complements measurements available in the literature. With this aim in view, near-field and far-field properties of jet noise are described in terms of levels and spectra. Their variations with the radiation angles, as well as sound source distributions, are found in good agreement with well-known features of jet noise. Scalings of the levels and peak frequencies of the sound spectra of subsonic jets are also discussed. The peak frequencies for small angles of radiation are in particular shown to scale as the Strouhal number when narrow-banded spectra are used.

Acknowledgments

The first author is grateful to the Centre National d'Etudes Spatiales (CNES) for financial support. The authors also gratefully acknowledge P. Souchotte, J.-M. Perrin and P. Roland for the indispensable technical assistance during the experimental campaign.

References

- ¹Zaman, K.B.M.Q. and Yu, J.C., "Power spectral density of subsonic jet noise," *J. Sound Vib.*, Vol. 98, No. 4, 1985, pp. 519-537.
- ²Tam, C.K.W., "Supersonic jet noise," *Annu. Rev. Fluid Mech.*, Vol. 27, 1995, pp. 17-43.
- ³Tam, C.K.W., "Jet noise: since 1952," *Theoret. Comput. Fluid Dynamics*, Vol. 10, 1998, pp. 393-405.
- ⁴Wang, M., Freund J.B, and Lele, S.K. "Computational prediction of flow-generated sound," *Annu. Rev. Fluid. Mech.*, Vol. 38, 2006, pp. 483-512.
- ⁵Bogey, C., Bailly, C., and Juvé, D., "Noise investigation of a high subsonic, moderate Reynolds number jet using a compressible LES," *Theoret. Comput. Fluid Dynamics*, Vol. 16, No. 4, 2003, pp. 273-297.
- ⁶Bogey, C. and Bailly, C., "Investigation of downstream and sideline subsonic jet noise using Large Eddy Simulations," *Theoret. Comput. Fluid Dynamics*, Vol. 20, No. 1, 2006, pp. 23-40.
- ⁷Barré, S., Bogey, C., and Bailly, C., "Computation of the noise radiated by jets with laminar/turbulent nozzle-exit conditions," AIAA Paper 2006-2443.
- ⁸Viswanathan, K., "Jet aeroacoustic testing: issues and implications," *AIAA Journal*, Vol. 41, No. 9, 2003, pp. 1674-1689.
- ⁹Lyrntzis, A.S., "Surface integral methods in computational aeroacoustics-From the (CFD) near-field to the (Acoustic) far-field," *International Journal of Aeroacoustics*, Vol. 2, No. 2, 2003, pp. 95-128.
- ¹⁰Rahier, G., Prieur, J., Vuillot, F., Lupoglazoff, N., and Biancherin, A., "Investigation of integral surface formulations for acoustic predictions of hot jets starting from unsteady simulations," AIAA Paper 2003-3164.
- ¹¹Uzun, A., Lyrntzis, A.S., and Blaisdell, G.A., "Coupling of integral acoustics methods with LES for jet noise prediction," *International Journal of Aeroacoustics*, Vol. 3, No. 4, 2005, pp. 297-346.
- ¹²Andersson, N., Eriksson, L.-E., and Davidson, L., "Investigation of an isothermal Mach 0.75 jet and its radiated sound using large-eddy simulation and Kirchhoff surface integration," *Int. J. Heat and Fluid Flow*, Vol. 26, 2005, pp. 393-410.
- ¹³Brentner, K.S., "Analytical comparison of the acoustic analogy and Kirchhoff formulation for moving surfaces," *AIAA Journal*, Vol. 36, No. 8, 1998, pp. 1379-1386.
- ¹⁴Gloerfelt, X., Bailly, C., and Juvé, D., "Direct computation of the noise radiated by a subsonic cavity flow and application of integral methods," *J. Sound Vib.*, Vol. 266, No. 1, 2003, pp. 119-146.
- ¹⁵Yu, J.C. and Dosanjh, D.S., "Noise field of a supersonic Mach 1.5 cold model jet," *Journal of Acoustical Society of America*, Vol. 51, No. 5A, 1972, pp. 1400-1410.
- ¹⁶Troutt, T.R. and McLaughlin, D.K., "Experiments on the flow and acoustic properties of a moderate-Reynolds-number supersonic jet," *J. Fluid Mech.*, Vol. 116, 1982, pp. 123-156.
- ¹⁷Zaman, K.B.M.Q., "Flow field and near and far sound field of a subsonic jet," *J. Sound Vib.*, Vol. 106, No. 1, 1986, pp. 1-16.
- ¹⁸Ukeiley, L.S. and Ponton, M.K., "On the near field pressure of a transonic axisymmetric jet," *Int. J. of Aeroacoustics*, Vol. 3, No. 1, 2004, pp. 43-66.
- ¹⁹Narayanan, S., Barber, T.J., and Polak, D.R., "High subsonic jet experiments: turbulence and noise generation studies," *AIAA Journal*, Vol. 40, No. 3, 2002, pp. 430-437.
- ²⁰Arndt, R.E.A, Long, D.F., and Glauser, M.N., "The proper orthogonal decomposition of pressure fluctuations surrounding a turbulent jet," *J. Fluid Mech.*, Vol. 340, 1997, pp. 1-33.
- ²¹Coiffet, F., Jordan, P., Delville, J., Gervais, Y., and Ricaud, F., "Coherent structures in subsonic jets: a quasi-irrotational source mechanism?," *International Journal of Aeroacoustics*, Vol. 5, No. 1, 2005, pp. 67-89.
- ²²Lush, P.A., "Measurements of subsonic jet noise and comparison with theory," *J. Fluid Mech.*, Vol. 46, No. 3, 1971, pp. 477-500.
- ²³Ahuja, K.K. and Bushell, K.W., "An experimental study of subsonic jet noise and comparison with theory," *J. Sound Vib.*, Vol. 30, No. 3, 1973, pp. 317-341.
- ²⁴Tanna, H.K., "An experimental study of jet noise. Part I: Turbulent mixing noise," *J. Sound Vib.*, Vol. 50, No. 3, pp. 405-428.

- ²⁵Mollo-Christensen, E., Kolpin, M.A., and Martucelli, J.R., "Experiments on jet flows and jet noise far-field spectra and directivity patterns," *J. Fluid Mech.*, Vol. 18, 1964, pp. 285-301.
- ²⁶Gaeta, R.J. and Ahuja, K.K., "Subtle differences in jet-noise scaling with narrowband spectra compared to 1/3-octave band," AIAA Paper 2003-3124.
- ²⁷Tam, C.K.W., Golebiowski, M., and Seiner, J.M., "On the two components of turbulent mixing noise from supersonic jets," AIAA Paper 96-1716.
- ²⁸Goldstein, M.E. and Leib, S.J., "The role of instability waves in predicting jet noise," *J. Fluid Mech.*, Vol. 525, 2005, pp. 37-72.
- ²⁹Sunyach, M., Brunel, B., and G. Comte-Bellot, G., "Performances de la soufflerie anchoïque à grande vitesse de l'École centrale de Lyon," *Revue d'Acoustique*, Vol. 73, 1985, pp. 316-330.
- ³⁰Zoppellari, E. and Juvé, D., "Reduction of jet noise by water injection," AIAA Paper 97-1622.
- ³¹Zaman, K.B.M.Q., "Effect of the initial condition on subsonic jet noise," *AIAA Journal*, Vol. 23, No. 9, 1985, pp. 1370-1373.
- ³²Bass, H.E., Sutherland, L.C., and Zuckerwar, A.J., "Atmospheric absorption of sound : Update," *Journal of Acoustical Society of America*, Vol. 88, No. 4, 1990, pp. 2019-2021.
- ³³Bass, H.E., Sutherland, L.C., Zuckerwar, A.J., Blackstock, D.T., and Hester, D.M., "Atmospheric absorption of sound : Further developments," *Journal of Acoustical Society of America*, Vol. 97, No. 1, 1995, pp. 680-683.
- ³⁴Raman, G., "Advances in understanding supersonic jet screech: review and perspective," *Prog. Aerospace Sci.*, Vol. 34, 1998, pp. 45-106.
- ³⁵Elias, G., "Experimental techniques for source location," *Von Karman Institute for Fluid Dynamics*, Lecture Series 1997-07, 1997.
- ³⁶Zoppellari, E. and Juvé, D., "Reduction of hot supersonic jet noise by water injection," AIAA Paper 98-2204.
- ³⁷Bogey, C. and Bailly, C., "Investigation of sound sources in subsonic jets using causality methods on LES data," AIAA Paper 2005-2995.
- ³⁸Lush, P.A., "The generation and radiation of supersonic jet noise," Vol. V. Tech. Rep. AFAPT-TR-72-53, Air Force Aero Propulsion Laboratory, 1972.
- ³⁹Tanna, H.K., "The generation and radiation of supersonic jet noise," Vol. III. Tech. Rep. AFAPL-TR-76-65, Air Force Aero Propulsion Laboratory, 1976.
- ⁴⁰Stromberg, J.L., McLaughlin, D.K., and Troutt, T.R., "Flow field and acoustic properties of a Mach number 0.9 jet at a low Reynolds number," *J. Sound. Vib.*, Vol. 72, No. 2, 1980, pp. 159-176.
- ⁴¹Seiner, J.M., McLaughlin, D.K., and Liu, C.H., "Supersonic jet noise generated by large-scale instabilities," Technical Paper 2072, NASA, 1972.
- ⁴²Seiner, J.M. and Ponton, M.K., "Aeroacoustic data for high Reynolds number supersonic axisymmetric jets," NASA TM 86296, NASA, 1985.
- ⁴³S.A.E., "Gas turbine exhaust noise prediction," *Society for automotive engineers, Inc.*, ARP 876C, 1985.
- ⁴⁴Jordan, P., Gervais, Y., Valière, J.-C., and Foulon, H., "Final results from single point measurements," Project deliverable D3.4, JEAN - EU 5th Framework Programme, G4RD-CT2000-00313, 2002.
- ⁴⁵Viswanathan, K., "Aeroacoustics of hot jets," *J. Fluid Mech.*, Vol. 516, 2004, pp. 39-82.